

Heavy Duty Rotary Ground Devices

Tweco Roto-Ground is a highly efficient device for grounding weldments while being rotated on turning rolls or positioners. The 2" shaft shoulders up to a steel nut which the user welds to his rotating work or fixture. Tweco Roto-Grounds have no brushes, springs or mercury. A simple tension adjusting bolt provides maximum efficiency.



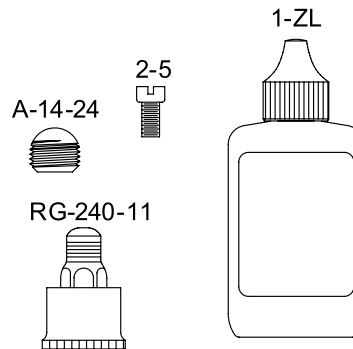
RG-440

GCRG-140

Part Number	Stock Number	Amperage Capacity	Cable Capacity	Number of Heads	Shaft Stud	English Length	Metric Length
RG-140	9250-1114	400	1-4/0	1	3/4" NC	8"	203mm
RG-230	9250-1123	600	2-3/0	1	1-1/8" NC	10-1/4"	260mm
RG-240	9250-1124	800	2-4/0	1	1-3/8" NC	10-5/8"	270mm
RG-440	9250-1144	1500	4-4/0	2	1-3/8" NC	10-5/8"	270mm
RG-640	9250-1164	2000	6-4/0	3	1-3/8" NC	10-5/8"	270mm
GCRG-140	9210-1314	400	1-4/0	1	3/4" NC		

Roto-Ground Parts

Part Number	Stock Number	Description
RG-240-11	9922-2129	Lubricating Cup
A-14-24	9910-2424	Ball-Point Cable Connection Screw
1Z-L	9900-1123	Special Shaft Lubricant
2-5	9940-2125	Fibre Cover Screw




Description	RG-140 Part No./ Stock No.	RG-230 Part No./ Stock No.	RG-240 Part No./ Stock No.	RG-440 Part No./ Stock No.	RG-640 Part No./ Stock No.
Head	RG-140-2-0 9922-2103	RG-230-3-0 9922-2113	RG-240-4-0 9922-2124	RG-240-4-0 9922-2124	RG-240-4-0 9922-2124
Head Shaft	RG-140-2 9922-2102	RG-230-2 9922-2112	RG-240-2 9922-2122	RG-440-2 9922-2132	RG-640-2 9922-2142
Work Attachment Nut	RG-140-5 9922-2105	RG-230-5 9922-2115	RG-240-5 9922-2125	RG-240-5 9922-2125	RG-240-5 9922-2125
Fibre Cover		RG-240-7 9922-2127	RG-240-7 9922-2127	RG-240-7 9922-2127	RG-240-7 9922-2127

Tweco Roto-Work Grounding Clamps

Tweco Roto-Work Ground Clamps are designed primarily to work in conjunction with the Tweco Roto-Ground Device. However, they may also be used for other high amperage grounding applications. The Roto-Ground shaft screws into the tapped back of the Roto-Work Clamp. The clamp is quickly attached or moved from one rotating weldment or fixture to the other without removing the Roto-Ground from it. Saves welding down time.

Roto-Work Clamps are made from a copper alloy. They come in 600, 1200 and 2000 ampere capacity. Number WCRG-2000 has two tightening screws. Number WCRG-600 works only with No. RG-230 due to its smaller shaft size. Large tightening screws and ample contact surface area provide cool, efficient operation.



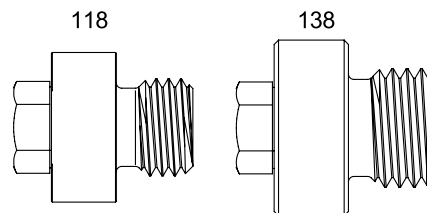
WCRG-1200

GC-600-75

Part Number	Stock Number	Amperage Capacity	Fits Roto-Ground	Clamp Contact	Throat Height	Throat Depth	Over-All Height	Over-All Width	Tapped For
WCRG-600	9255-1106	600	RG-230	6-1/4 Sq. In.	2-1/2" (63,5mm)	2-1/2" (63,5mm)	5-3/4" (146,0mm)	2-1/2" (63,5mm)	1-1/8" NC
WCRG-1200	9255-1112	1200	RG-240/440	9 Sq. In.	3" (76,2mm)	3" (76,2mm)	6-3/4" (171,0mm)	3" (76,2mm)	1-3/8" NC
WCRG-2000	9255-1120	2000	RG-440/640	12 Sq. In.	3" (76,2mm)	3" (76,2mm)	6-3/4" (171,0mm)	4" (102,0mm)	1-3/8" NC
GC-600-75	9255-1075	Clamp Only - Tapped 3/4" for RG-140 Roto-Ground Only							

Part Number	Stock Number	Amperage Capacity	Jaw Opening	Cable Conn Capacity
GC-600-50	9210-1150	500	2-1/2" - Depth 1-3/8" (63,5mm - 41,3mm)	1/2" Cap Screw
GC-600-DBP	9210-1201	600	2-1/2" - Depth 1-3/8" (63,5mm - 34,9mm)	Double Ball-Point
GC-600-TMP	9210-1202	600	2-1/2" - Depth 1-3/8" (69,5mm - 34,9mm)	Tweco Male Plug

Part Number	Stock Number	Description
118	9922-2018	Work Clamp Adapter
138	9922-2038	Work Clamp Adapter



"C" Type Clamp Parts

Part Number	Stock Number	Description
CS-6	9920-2100	Cap Screw - 1/2" x 3/4" NC
GCM-2-4	9920-2102	Fitting-No.2 Male Plug (threaded 1/2" NC)
GCS-40	9920-2103	Fitting-Double Ball-Point (threaded 1/2" NC)
24R-MBP	9940-2124	Cover