

INVERTEC 165S

| | |
|--------------------------------------|---|
| Spare Parts..... | 1 |
| Figure A. Machine Assambly | 2 |
| Figure B: Duty Cycle | 3 |
| Figure C: Volt - Ampere Curves | 3 |
| Electrical Schematic | 4 |



Spare Parts

SP50396 REV02
05/19

| ASSEMBLY PAGE NAME | | | Machine Assembly | Duty Cycle | Volt – Ampere Curves | | | |
|-----------------------|----------|---------------|------------------|------------|-------------------------|--|--|--|
| CODE NO.: | K NO.: | FIGURE NO.: | A | B | C | | | |
| 50396 | K14171-1 | INVERTEC 165S | 1 | 1 | 1 | | | |




Figure A

Figure A. Invertec 165S Machine Assembly

| Item | Description | Part Number | Qty | 1 | 2 | 3 | 4 | 5 | 6 | 7 |
|------|----------------------|-------------|-----|---|---|---|---|---|---|---|
| 01 | CIRCUIT BOARD | W000050057 | 1 | X | | | | | | |
| 03 | CIRCUIT BOARD | W000232541 | 1 | X | | | | | | |
| 05 | RIBBON CABLE POTENT. | W000233257 | 1 | X | | | | | | |
| 08 | POWER CABLE | W000236149 | 1 | X | | | | | | |
| 09 | CABLE CLAMP | W000050021 | 1 | X | | | | | | |
| 10 | SECURING BLOCK | W000233525 | 1 | X | | | | | | |
| 11 | SWITCH | W000070027 | 1 | X | | | | | | |
| 12 | DINSE COUPLING | W000231161 | 1 | X | | | | | | |
| 13 | KNOB | W8700022R | 1 | X | | | | | | |
| 14 | FAN UNIT | W000050067 | 1 | X | | | | | | |
| 19 | NYLON STRAP | W000050029 | 1 | X | | | | | | |
| 38 | PROFILE FRAME | W000262733 | 1 | X | | | | | | |

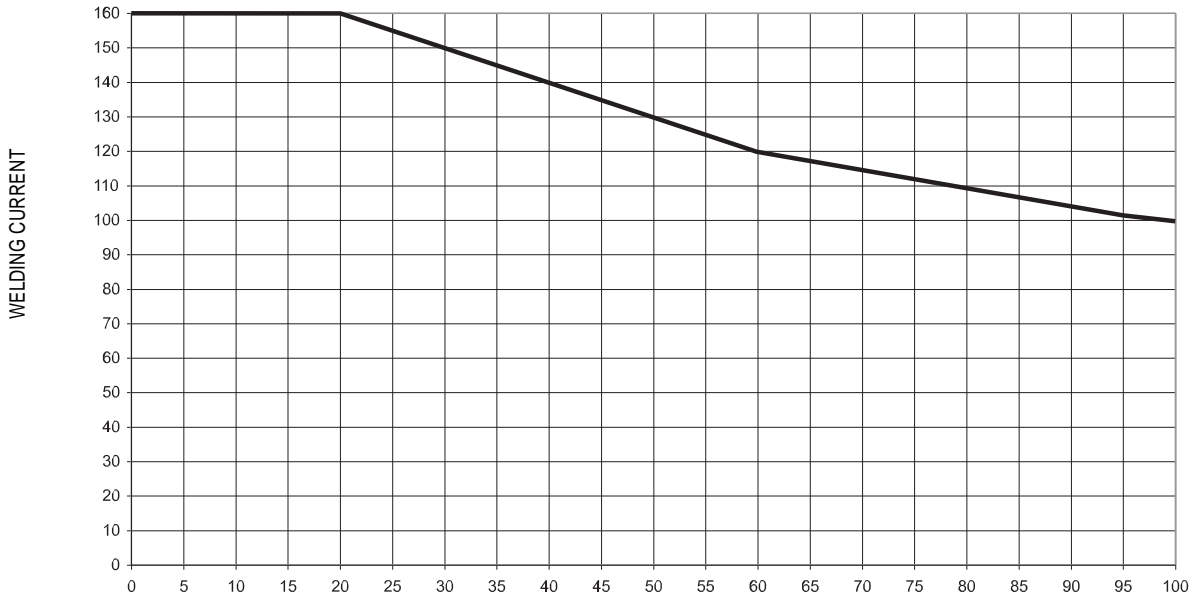


Figure B Duty Cycle

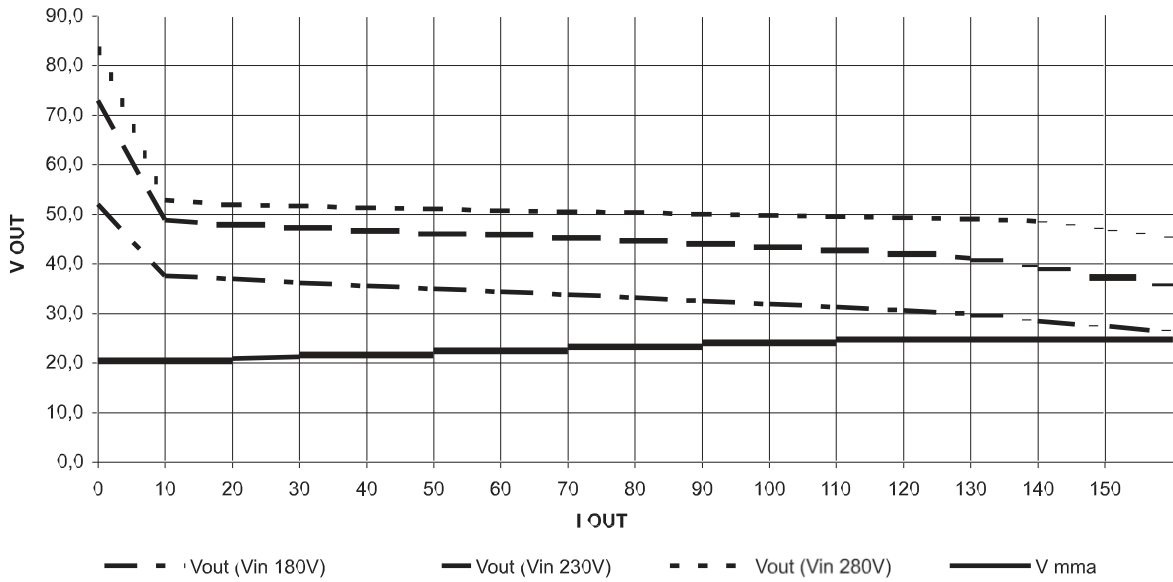


Figure C Volt – Ampere Curves

Electrical Schematic

