
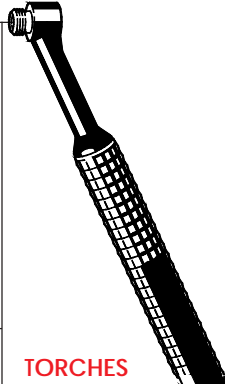










TORCH HEAD ACCESSORIES



8 SERIES

CUP		COLLET BODY	COLLET	HEATSHIELD	TORCH
CERAMIC 8C4 (53N24) 8C5 (53N25)	 8C6 (53N27)	STANDARD 8CB20 (53N17) 8CB40 (53N18) 8CB116 (53N19) 8CB332 (24CB332)	STANDARD 8C20 (53N15) 8C40 (53N16) 8C116 (53N14) 8C332 (24C332)	STANDARD 80THS	 TORCHES USED ON: CK80 CK90 CWH180 CK24 CK24W
ALUMINA 8A1 (A53N23) 8A4 (A53N24)	 8A5 (A53N25) 8A6 (A53N27)				
CERAMIC - LONG 8C4L (53N28) 8C6L (53N26)	 				
ALUMINA - GAS LENS 2AG4 (53N58) 2AG5 (53N59)	 2AG6 (53N60) 2AG7 (53N61)	GAS LENS 2GL20 (45V41) 2GL40 (45V42) 2GL116 (45V43) 2GL332 (45V44)	GAS LENS 8CG20 (53N62) 8CG40 (53N63) 8CG116 (53N64) 8CG332 (24GLC332)	GAS LENS 8GHS	
CERAMIC 8C4 (53N24) 8C5 (53N25)	 8C6 (53N27)	GAS LENS 8GL332	GAS LENS 8C332 (24C332)	GAS LENS 8GHS	
ALUMINA 8A1 (A53N23) 8A4 (A53N24)	 8A5 (A53N25) 8A6 (A53N27)				
CERAMIC - LONG 8C4L (53N28) 8C6L (53N26)	 				

TUNGSTEN ELECTRODE CONVERSION CHART		
Size Suffix	Inches	Millimeters
020	.020"	.5mm
040	.040"	1.0mm
116	1/16"	1.6mm
332	3/32"	2.4mm
418	1/8"	3.2mm
532	5/32"	4.0mm
316	3/16"	4.8mm
1400	1/4"	6.4mm